

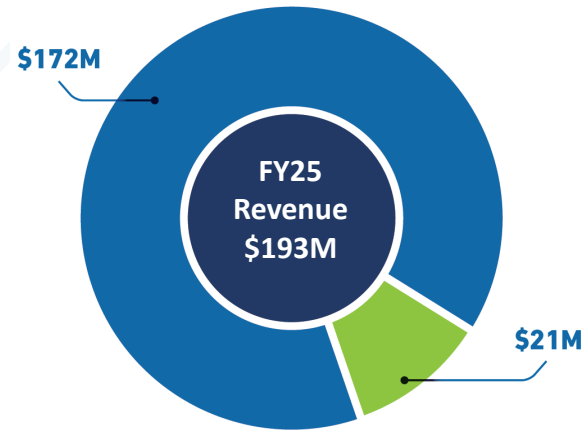


# FY2024-25 PROPOSED BUDGET

JULY 17, 2024

# Operating Fund: FY25 Overview

## FY25 Projected Revenue



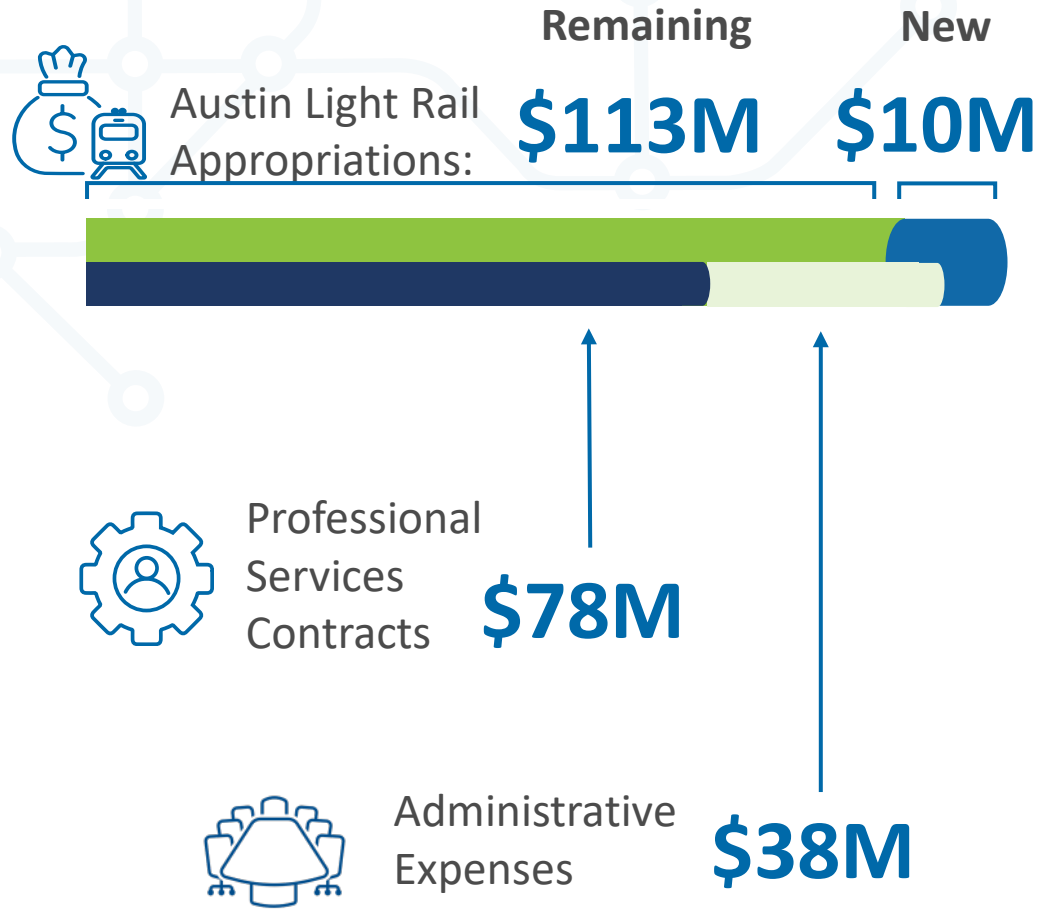
	FY23 ACTUAL	FY24 PROJECTED	FY25 BUDGET
● Prop A Contract Revenue	\$160M	\$166M	\$172M
● Investment and Other Revenue	\$15M	\$21M	\$21M

Future Funding Sources    Debt Proceeds **\$0M**    Grant Funding **\$0M**

## FY25 Appropriations

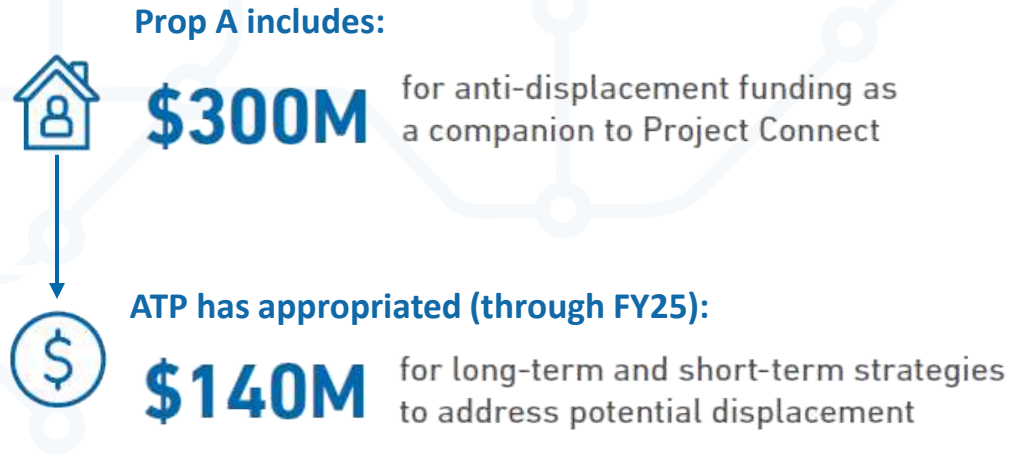
Operating Fund	FY25 (M)
Beginning Fund Balance	\$217.5
Revenues	
Prop A Contract Revenue	\$172.0
Investments & Other Revenues	\$21.0
<b>Total Revenues</b>	<b>\$193.0</b>
<b>Total Available Funds</b>	<b>\$410.5</b>
New Appropriations	
Transfer to Anti-Displacement Fund	\$20.0
Transfer to Light Rail Capital Fund	\$10.0
<b>Total New Appropriations</b>	<b>\$30.0</b>
<b>Reserved for Future Project Needs</b>	<b>\$380.5</b>

# Light Rail Capital Fund: Professional Services



Light Rail Capital Fund	FY25 (M)
Existing Appropriations	\$113.3
New Appropriations	
FY25 Appropriations	\$10.0
Total Available Appropriations	\$123.3
Spend Plan	
Professional Services	\$78.4
Administrative Expenses	\$37.6
Total Spending	\$116.0
Reserved for Future Project Needs	\$7.3

# Partner Project Connect Components



CAPMETRO PROJECTS	PRIOR YEAR APPROPRIATIONS
McKalla Station	\$25.0M
Rapid Expo Center	\$17.7M
Rapid Pleasant Valley	\$18.0M
<b>Total</b>	<b>\$60.6M</b>

## FY25 Appropriations

- \$20M for displacement prevention investments
  - Per ILA between ATP & the City of Austin
- No new appropriations for CapMetro-led Project Connect elements
  - Additional CapMetro-led projects will be appropriated via budget amendment alongside ILAs approved by both Boards



**Engineering and Construction**

Engineering and Construction leads all phases of light rail engineering efforts and will manage light rail construction work with a construction partner. Engineering and Construction also manages operation of light rail project elements such as rail, electric and signal infrastructure, vehicles and operations and maintenance facilities. Engineering offers a wide range of services, including construction identification and permitting, management of bid party, and advice regarding safety and safety management, and completion of design manual requirements to meet standards for future funding partnership.

Staffing proposed in FY25 will support resources for systems design as well as operations related to the safety and security management plan (SSMP) for Austin Light Rail.

**Engineering and Construction Budget**

ADMINISTRATIVE EXPENSES	FY24 BUDGET	FY25 BUDGET
Personnel	\$1.7M	\$2.0M
Contract Support Contracts	---	---
Materials and Other Expenses	---	---
<b>PROFESSIONAL SERVICES</b>	<b>\$3.6M</b>	<b>\$3.7M</b>
FY25 Change	0	1M

**DEPARTMENT ESTIMATES**

- Advance design to support federal requirements, including environmental analysis and documentation for NEPA. Develop base design plans to inform Environmental Impact Assessment.
- Advance definition of light rail project technical requirements (route, station locations, etc.) to prepare for future phases of final design/construction and vehicle construction.
- Develop and implement policies and procedures to successfully manage quality, safety, design, construction, systems integration and other requirements for project delivery.
- Identify and manage project risks through identification of additional safety resources opportunities.
- Support strategic assessments of delivery planning and contracting implementation to develop organization readiness for project delivery through contracting partnerships.

**FY25 BUDGET HIGHLIGHTS**

- Personnel will increase by 100% to support the design and construction of the light rail system.
- Professional services will increase by 25% to support the design and construction of the light rail system.
- Materials and other expenses will increase by 100% to support the design and construction of the light rail system.

### Fund Summaries

**OPERATING FUND**

	FY23 ACTUAL	FY23 BUDGET	FY24 ACTUAL	FY24 BUDGET	FY25 BUDGET
<b>REVENUES</b>					
Operating Fund Revenues	\$271,992,700	\$65,648,700	\$147,543,634	\$148,543,750	\$271,543,750
State & Federal Revenues	\$170,088,200	\$79,000,000	\$176,000,000	\$166,000,000	\$171,000,000
Capitol	\$19,104,100	---	---	---	---
Investments and Other Income	\$82,800,400	\$1,648,700	\$1,543,634	\$1,543,750	\$1,543,750
<b>Total Revenues</b>	<b>\$433,885,300</b>	<b>\$146,297,400</b>	<b>\$325,087,268</b>	<b>\$316,087,500</b>	<b>\$444,087,500</b>
<b>OPERATING EXPENSES</b>					
Operating Fund Expenses	\$285,000,000	\$164,700,000	\$176,000,000	\$166,000,000	\$166,000,000
Administrative Expenses	\$21,100,000	\$26,200,000	---	---	---
Transportation Capital Expenses	\$19,100,000	---	\$99,000,000	\$99,000,000	\$19,100,000
Transportation Operating Expenses	\$244,800,000	\$138,500,000	\$176,000,000	\$166,000,000	\$146,900,000
Transportation Capital Expenses	\$10,000,000	---	---	---	---
Transportation Operating Expenses	\$100,000,000	\$100,000,000	\$100,000,000	\$100,000,000	\$100,000,000
<b>Total Operating Expenses</b>	<b>\$285,000,000</b>	<b>\$164,700,000</b>	<b>\$176,000,000</b>	<b>\$166,000,000</b>	<b>\$166,000,000</b>
<b>Operating Fund Balance</b>	<b>\$148,885,300</b>	<b>\$81,597,400</b>	<b>\$149,087,268</b>	<b>\$150,087,500</b>	<b>\$278,087,500</b>
<b>Operating Fund Change</b>	<b>---</b>	<b>\$15,000,000</b>	<b>\$1,000,000</b>	<b>\$1,000,000</b>	<b>\$112,000,000</b>

FY25 Budget includes the \$1M budget amendment approved on March 27, 2024.

# Next Steps



SEPTEMBER 18  
Budget  
Adoption

FY25 Proposed Budget available at [atptx.org](http://atptx.org)