

CapMetro

**CapMetro 2025 Title VI Policy
Update**

February 2024

Why Title VI Applies to CapMetro

Title VI prohibits discrimination on the basis of race, color, and national origin in programs and activities receiving **federal financial assistance.**

*Subsequent Federal regulations extended this protection to discrimination on the basis of income.




Title VI Service Equity Analyses

Does this change unfairly impact:



**Minority
Populations?**

**“Disparate
Impact”**



**Low Income
Populations?**

**“Disproportionate
Burden”**

CapMetro Title VI Policies

Major Service Change Policy

When CapMetro is required to conduct service equity analyses

A service change that affects 25% of a route's annual miles or hours

Disparate Impact/ Disproportionate Burden Policy

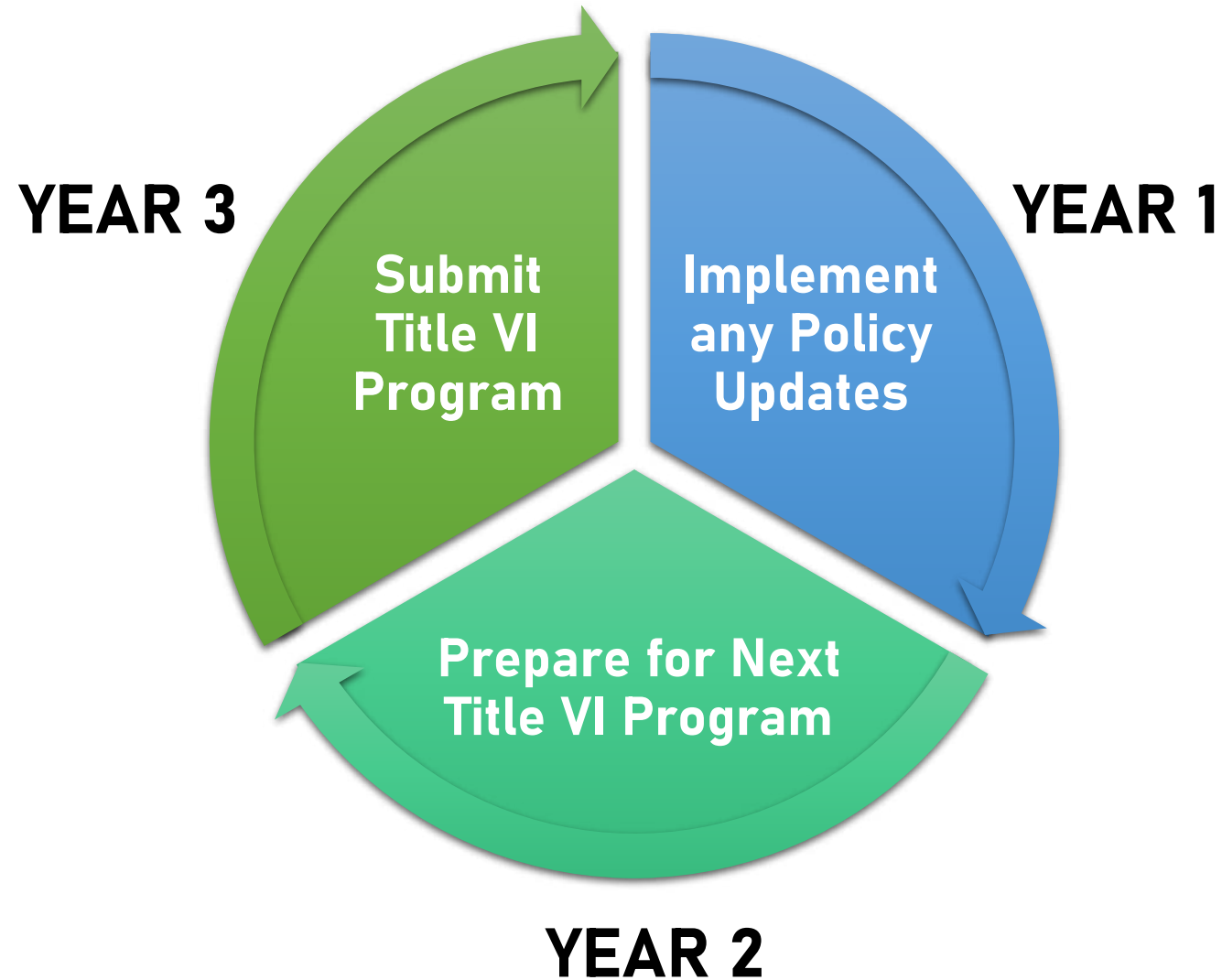
Determines how disproportionate impacts to minority and low-income populations are identified

When a minority or low-income population receives

- More than 2% of their share of the adverse effects of a service change, or;
- Less than 2% of the benefits of a service change



Review of CapMetro Title VI Policies



Summary of Updates to the 2025 Policy



Use data from our on-board survey, conducted every 5 years




Update the analysis to include the service area average as the baseline for determining potential adverse impacts



Updates to the 2025 Policy

Use data from our on-board survey, conducted every 5 years

- Utilizing the recent on-board survey data
- Statistically significant demographic info
- Most accurate picture of our riders
- Can vary from Census data



Updates to the 2025 Policy

Update the analysis to include the service area average as the baseline for determining potential adverse impacts

Hypothetical Example:

	Minority Riders on Route (On Board Survey)	Minority Riders in the Service Area (On Board Survey)	Disparate Impact Threshold	Difference	DI?
Route A	72%	69%	2%	3%	YES

$$72\% - 69\% = 3\%$$

Updates to the 2025 Policy

Update the analysis to include the service area average as the baseline for determining potential adverse impacts

Hypothetical Example:

	Low-Income Riders on Route (On Board Survey)	Low-Income Riders in the Service Area (On Board Survey)	Disproportionate Burden Threshold	Difference	DB?
Route B	80%	49%	2%	31%	YES

$$80\% - 49\% = 31\%$$

Public Engagement Efforts



WEBPAGE




EMAILS



PRINTED FLYERS



TEXT ALERTS



AT-STOP SIGNAGE



**OUTREACH AT
STOPS**



**ADVISORY
COMMITTEE
PRESENTATIONS**



**ONLINE VIRTUAL
OPEN HOUSE**



**PUBLIC HEARING
(APRIL 10TH)**



**BOARD ACTION (MAY
20TH)**



How to Provide Feedback



- www.capmetro.org/TitleVIcompliance
- Email us at engage@capmetro.org
- Join us for a public hearing at 2910 E 5th Street on **April 10, 2024 @ 12:15PM**



CapMetro

Thank you!